



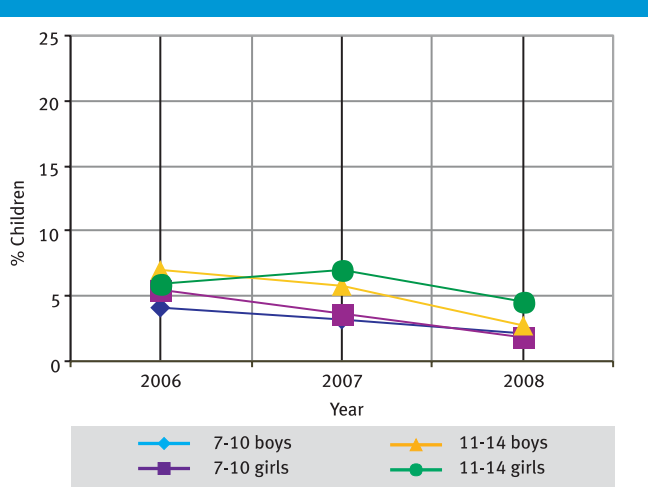
ALL ANALYSIS BASED ON DATA FROM 9 OUT OF 9 DISTRICTS

**ENROLLMENT**

Age group	In School			% Out of school	Total
	Govt.	Pvt.	Other	Not in School	
AGE: 6-14 ALL	33.2	63.7	0.4	2.6	100
AGE: 7-16 ALL	32.9	62.5	0.4	4.2	100
AGE: 7-10 ALL	34.0	63.7	0.4	2.0	100
AGE: 7-10 BOYS	33.8	63.5	0.6	2.1	100
AGE: 7-10 GIRLS	34.4	63.6	0.2	1.9	100
AGE: 11-14 ALL	32.4	63.6	0.4	3.6	100
AGE: 11-14 BOYS	29.4	67.3	0.6	2.7	100
AGE: 11-14 GIRLS	35.5	59.6	0.3	4.6	100
AGE: 15-16 ALL	30.9	54.9	0.4	13.8	100
AGE: 15-16 BOYS	28.1	58.2	0.8	12.9	100
AGE: 15-16 GIRLS	33.9	52.0	0.1	14.0	100

NOTE: 'OTHER' includes children going to madarssa and EGS.  
 'NOT IN SCHOOL' = dropped out + never enrolled.

CHART 1: TRENDS OVER TIME  
 % CHILDREN OUT OF SCHOOL BY AGE GROUP AND GENDER

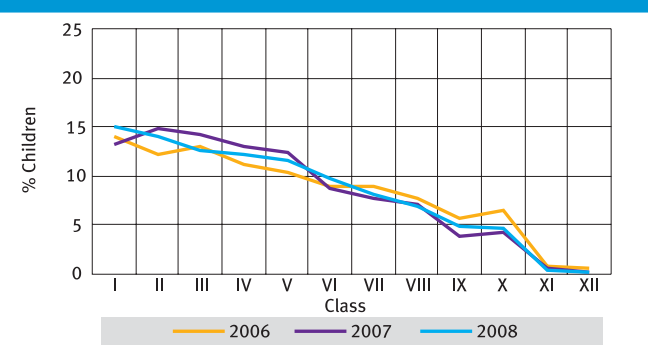


**AGE AND CLASS**

	5	6	7	8	9	10	11	12	13	14	15	16	Total	
Std I	8.3	31.5	30.2	16.8	5.5				7.8				100	
Std II	1.5	9.9	18.6	36.9	15.0	10.9			7.3				100	
Std III		3.9	8.8	22.4	22.8	23.3	7.9	6.6		4.4			100	
Std IV			4.2	8.1	13.7	32.9	17.2	11.9	8.0		4.2		100	
Std V			1.4	5.1	6.8	25.4	20.6	18.4	11.2	7.1	4.0		100	
Std VI				1.5		3.2	11.9	17.2	28.9	19.9	10.3	7.1	100	
Std VII					2.6	4.5	6.2	28.3	28.0	16.6	10.4	3.5	100	
Std VIII						5.0			14.1	26.5	30.1	15.9	8.5	100

How to read the table: In Std III, 68.5% (22.4+22.8+23.3) children are in age range 8 to 10.

CHART 2: CLASS-WISE DISTRIBUTION OF CHILDREN

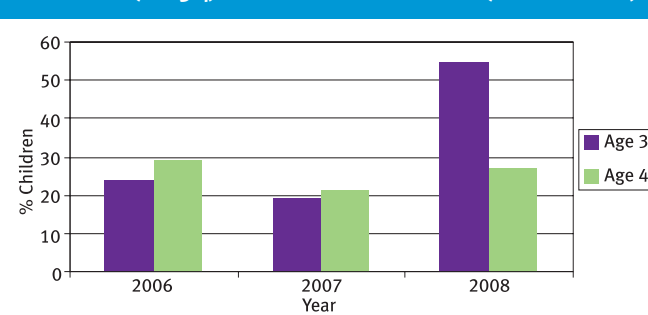


How to read the chart: In 2008 there were 12.7% children in Std III in the ASER sample.

**YOUNG CHILDREN**

Age	In balwadi or anganwadi	In School			Not going anywhere	Total
		Govt.	Pvt.	Other School		
AGE: 3 ALL	45.4				54.6	100
AGE: 4 ALL	73.0				27.0	100
AGE: 5 ALL	53.9	11.2	21.3	0.3	13.4	100
AGE: 6 ALL	18.2	25.3	49.3	0.5	6.7	100

CHART 3: TRENDS OVER TIME  
 % CHILDREN (AGE 3-4) NOT ATTENDING PRE-SCHOOL (ICDS OR OTHER)



In Manipur, ASER 2005 covered 3 districts. ASER 2006 covered 8 districts. ASER 2007 covered all 9 districts.

# MANIPUR RURAL

READING LEVEL

**TABLE 4: CLASS-WISE % CHILDREN WHO CAN READ**

Std.	Nothing	Letter	Word	Level 1 (Std 1 Text)	Level 2 (Std 2 Text)	Total
I	5.4	36.9	40.3	15.2	2.2	100
II	1.1	17.1	32.9	35.2	13.8	100
III	0.3	10.2	18.7	37.6	33.2	100
IV	0.4	5.3	12.0	28.2	54.1	100
V	0.2	3.0	8.1	19.3	69.5	100
VI	0.0	1.2	3.9	16.3	78.7	100
VII	0.5	1.1	3.6	12.6	82.2	100
VIII	0.0	0.3	1.6	8.1	90.0	100
TOTAL	1.3	11.8	18.3	23.3	45.5	100

NOTE : Each cell shows the highest level of reading achieved by a child. Thus a child who can read Std II level text can read letters, words, and Std I level text.

**READING TOOL**

**READING TEST - Sample - (2)**

Std II Level

**Story**

ऐझडॉ प्रडॉ उओडॉ उडॉडडड डडडडड।  
 डडड-डडडडड डडड डडडडडडडडड।  
 डडडड डडडड लडड डडड डडडडड।  
 डडडडडड डडडड डडड डडडड लडडडड।  
 डडडडड डडड डडड लडड डडडड। डडडडड  
 डडड डडडडडड डडडड डडडड लडड।  
 डडडडड डडड डडड डडडडडड डडडडड।  
 डडडडड डड डडड डडडड डडडडड।

Std I Level

**Para**

डडड डडडड डडडडड।  
 डडड डडड डडड डडड।  
 डडड डडड डडड।  
 डडड डडड डडड डडडडड।

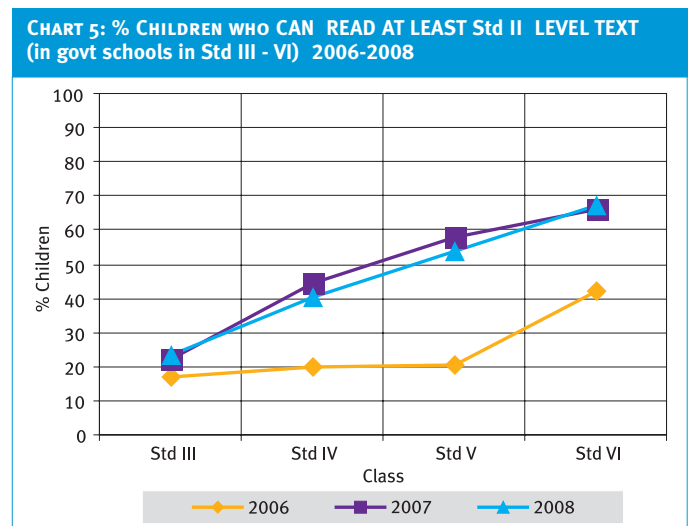
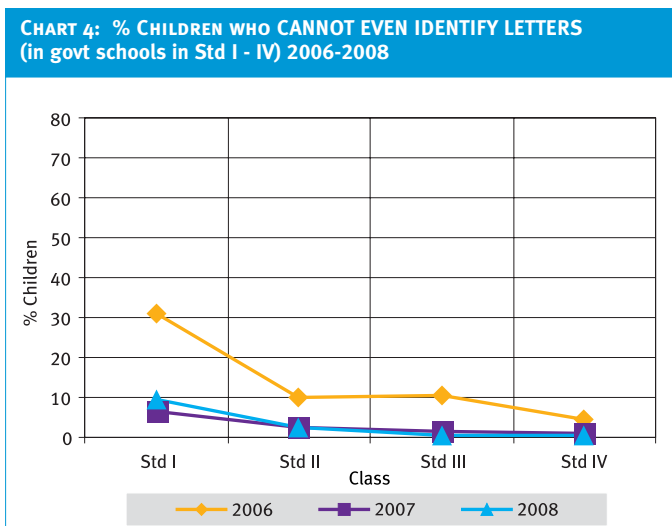
**Letter**

ड ड ड ड  
 ड ड ड ड  
 ड ड ड ड  
 ड ड ड ड

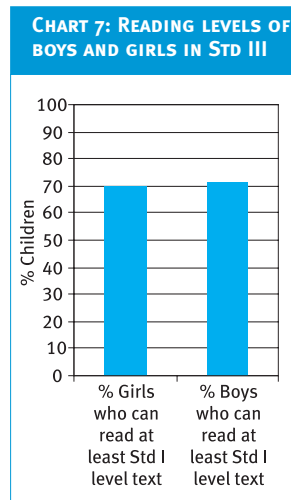
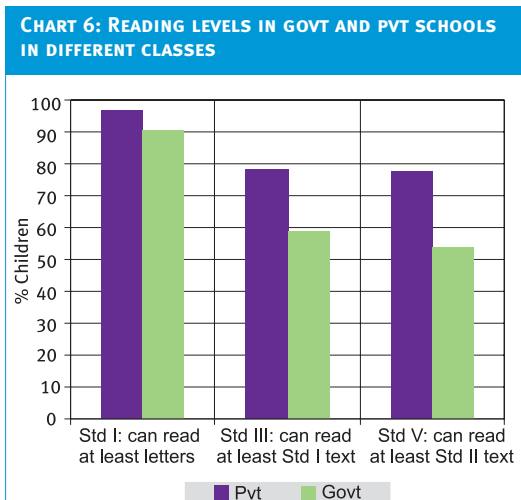
**Word**

डड डड डड  
 डडड डडड डडड  
 डडड डडड डडड  
 डड डड डड

READING TRENDS OVER-TIME



READING LEVEL COMPARISON



# MANIPUR RURAL

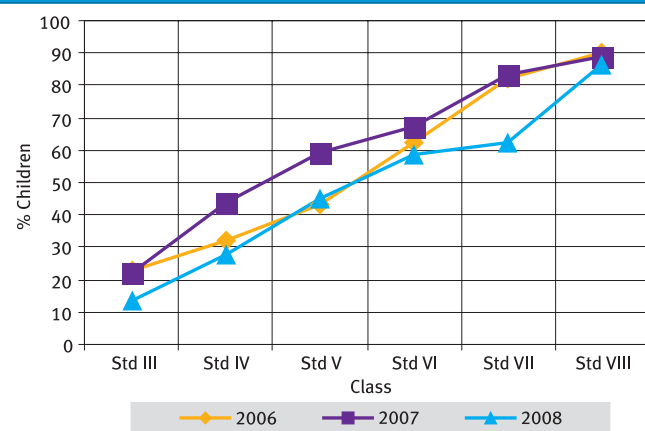
ARITHMETIC LEVEL

**TABLE 5: CLASS-WISE % CHILDREN WHO CAN**

Std.	Nothing	Recognize Numbers		Subtract	Divide	Total
		1-9	10-99			
I	3.2	21.9	64.4	9.6	0.9	100
II	0.8	9.0	49.4	35.7	5.1	100
III	0.1	4.7	27.6	50.1	17.5	100
IV	0.0	2.4	14.4	41.5	41.7	100
V	0.2	1.5	7.4	31.1	59.7	100
VI	0.2	0.8	3.4	24.1	71.5	100
VII	0.5	0.3	3.3	16.9	79.0	100
VIII	0.0	0.3	0.6	9.8	89.4	100
<b>TOTAL</b>	0.8	6.5	26.3	28.8	37.6	100

NOTE : Each cell shows the highest level of arithmetic achieved by a child. Thus a child who can do division can do subtraction, can recognize numbers 10 to 99 and 1 to 9.

**CHART 8: % CHILDREN WHO CAN DO DIVISION (in govt schools in Std III - VIII) 2006-2008**



TELLING TIME AND TASKS CURRENCY TESTS

**TABLE 6: % CHILDREN IN DIFFERENT CLASSES WHO CAN**

Std.	Tell time	Do currency tasks
I	8.0	41.3
II	28.5	69.1
III	46.1	84.8
IV	67.3	94.5
V	78.3	95.3
VI	83.3	97.6
VII	90.6	98.8
VIII	94.2	99.2
<b>TOTAL</b>	55.2	81.2

**TESTING TOOL**

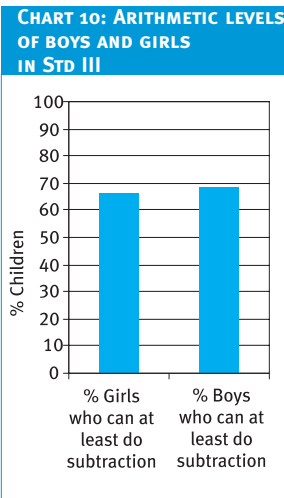
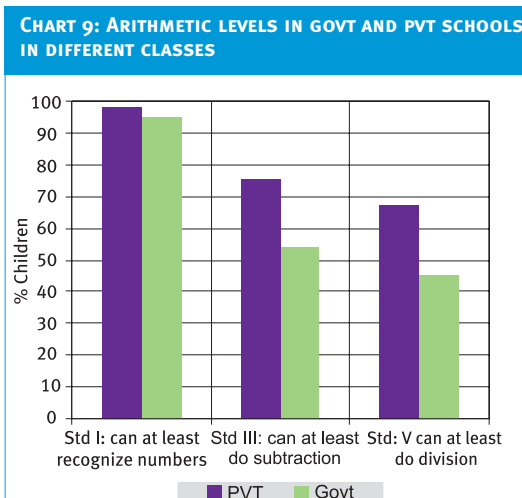
Telling Time

Currency Tasks

স্বৰ্গীয় ক্ষমতা শুধাৰা		স্বৰ্গীয় ক্ষমতা শুধাৰা		সংক্ৰমণ		সংক্ৰমণ	
১	১	১০	১০	-১০	-১০	১০০	১০০
১০	১০	১০	১০	১০	১০	১০০	১০০
১০০	১০০	১০০	১০০	-১০০	-১০০	১০০০	১০০০
১০০০	১০০০	১০০০	১০০০	১০০০	১০০০	১০০০০	১০০০০
১০০০০	১০০০০	১০০০০	১০০০০	-১০০০০	-১০০০০	১০০০০০	১০০০০০

সেই + সংক্ৰমণ, \* হ'ল সূচক হ'ল সূচক।    সেই + সংক্ৰমণ, \* হ'ল সূচক হ'ল সূচক।    সেই + সংক্ৰমণ, \* হ'ল সূচক হ'ল সূচক।    সেই + সংক্ৰমণ, \* হ'ল সূচক হ'ল সূচক।


ARITHMETIC LEVEL COMPARISON



# MANIPUR *RURAL*

**PERFORMANCE OF DISTRICTS**

Districts	ANGANWADI OR BALWADI	OUT OF SCHOOL	PRIVATE SCHOOL	STD 1-2 : LEARNING LEVELS		STD 3-5 : LEARNING LEVELS			
	% Children (Age 3-4) in Anganwadi or pre-school	% Children (Age: 6-14) Out of School	% Children (Age: 6-14) in Private school	% Children (Std 1-2) who CAN READ letters, words or more	% Children (Std 1-2) who CAN RECOGNIZE NUMBERS (1-9) or more	% Children (Std 3-5) who CAN READ Level 1 (Std 1 Text) or more	% Children (Std 3-5) who CAN DO SUBTRACTION or more	% Children (Std 3-5) who CAN TELL TIME of both clocks	% Children (Std 3-5) who CAN DO CURRENCY TASKS
Bishnupur	63.3	3.7	71.4	93.8	95.4	77.6	77.5	50.7	91.2
Chandel	43.4	4.1	63.3	98.6	99.1	88.9	81.8	69.0	92.9
Churachandpur	37.7	4.1	80.3	100.0	100.0	92.2	93.5	69.0	91.8
Imphal East	63.1	1.2	63.5	93.0	94.8	73.5	68.1	69.3	93.7
Imphal West	97.5	0.7	73.5	99.0	99.0	91.5	91.9	66.3	95.0
Senapati	45.4	6.2	47.8	99.0	99.0	90.6	84.9	77.4	90.2
Tamenglong	53.4	4.7	65.5	97.0	97.2	68.0	63.9	46.4	86.5
Thoubal	69.4	0.5	49.4	91.8	98.2	60.9	69.6	49.8	84.3
Ukhrul	89.6	1.3	59.9	99.4	99.7	84.2	88.1	66.7	96.3
Total	59.7	2.6	63.7	96.7	98.0	80.3	80.2	63.3	91.3



\* Blank cells indicate insufficient data.

Contact us at [aser.contact@gmail.com](mailto:aser.contact@gmail.com)  
 B4/54, Safdarjung Enclave, New Delhi, 110 029  
 Phone: 91-11-46023612/26716084  
 A copy of the report can be downloaded from [www.asercentre.org](http://www.asercentre.org)